

## 01—010 Checking compression pressure

### Test values for engine at operating temperature in bar gauge pressure (atü)

|   |            |
|---|------------|
| Normal compression pressure                             | 24–30      |
| Minimum compression pressure                            | approx. 15 |
| Permissible difference between the individual cylinders | max. 3     |

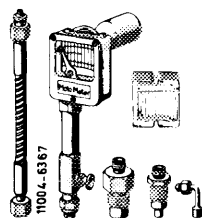
### Tightening torques

Nm

|                                  |       |
|----------------------------------|-------|
| Cap nuts of injection lines      | 25    |
| Injection nozzles in prechambers | 70–80 |
| Pencil element glow plugs        | 20–30 |

### Special tools

Compression pressure recorder with accessories



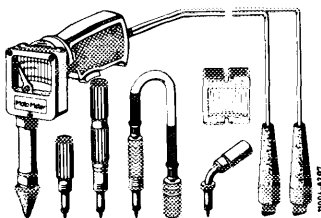
001 589 47 21 00

Screw-in fitting for heating plug bore



617 589 03 21 00

Contact handle for rotating engine  
(Component of compression  
pressure recorder 001 589 46 21 00)



001 589 46 21 08


### Note

Measure compression pressure at 80 °C coolant temperature. The compression pressure can be tested via heating plug bore or via prechambers. When pressure is below minimum compression pressure, check cylinders for leaks (01—015).

## Checking

- 1 Remove heating plugs or injection nozzles.
- 2 Connect contact handle under battery to cable connector terminal 30 and 50.

Model 116.120




The cable connector is attached at the following points:

Model 116.120: Under battery.


Model 123 : On wheelhouse, right.

Model 126.120: On frame side member

Model 123




Model 126.120



- 3 Rotate engine several times at transmission idle position, so that residue and soot are thrown out.

### Attention!

For the above purpose, push shutoff lever (stop) in direction of engine so that the injection pump is not injecting.



4 Enter screw fitting into glow plug bore or adaptor (component of compression pressure recorder) into prechamber.


Connect compression pressure recorder.




Screw fitting

100-14819

Compression pressure recorder,  
connected to glow plug bore



Compression pressure recorder,  
connected to prechamber



5 Rotate engine 8 revolutions for testing.

**Attention!**

For the above purpose, push shutoff lever (stop) in direction of engine so that the injection pump is not injecting.

6 Insert new nozzle reeds prior to installation of injection nozzle.

